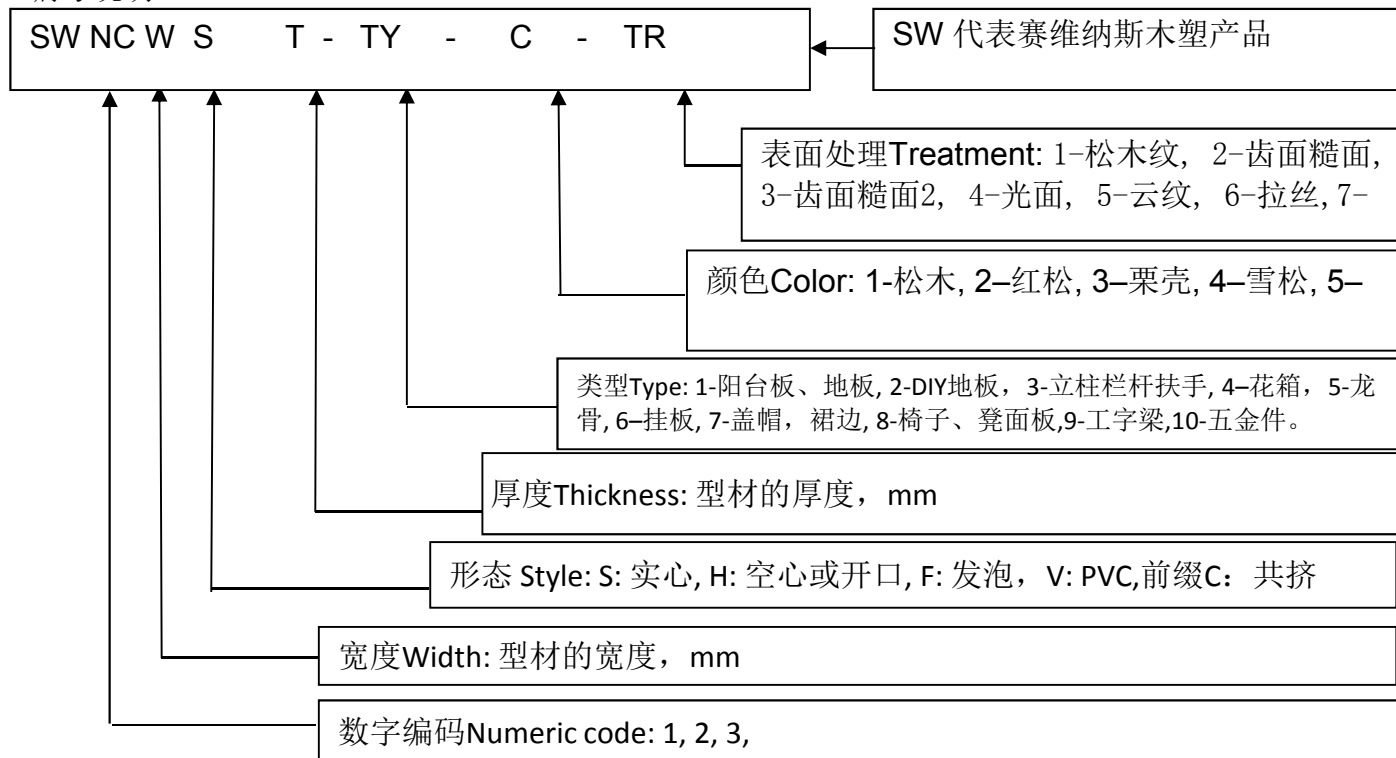



苏州洲联材料PE塑木型材目录

编号说明: SW 1 140S140-2-1-1




- 注: 1. 附图只是产品的照片或图示, 以实物为准。
2. 由于计算机显示屏的差异, 材料的颜色请以实物为准。(客户可以定制其它颜色)
3. 材料表面可以处理成凸凹木纹, 粗细条纹, 光滑面, 磨砂面等。

标准颜色和表面处理 (非共挤产品)



标准颜色和表面处理 (共挤产品)


























公司代码	产品编号No.	型号Type	产品类型	实物图片Photo	宽度mmWidth	厚度mmHeight				米重kg/m
------	---------	--------	------	-----------	-----------	------------	--	--	--	--------

一、赛维纳斯木-室外实心地板系列












5

SW	1	200S52	1		200	52				13
SW	2	100S52	1		100	52				6.5
SW	3	100S50	1		100	50				4.8
SW	4	200S42	1		200	42				10.6
SW	5	140S40	1		140	40				7.1
SW	6	140S40	1		140	40				7.1
SW	7	140S40	1		140	40				5.5
SW	8	140S40	1		140	40				6.98
SW	9	120S40	1		120	40				6.3
SW	10	90S40	1		90	40				4.4













SW	11	145S35	1		145	35				6.4
SW	12	140S35	1		140	35				6.1
SW	13	140S35	1		140	35				6.1
SW	14	140S35	1		140	35				6
SW	15	140S35	1		140	35				6.1
SW	16	140S35	1		140	35				5.94
SW	17	110S35	1		110	35				5
SW	18	140S30	1		140	30				5.3
SW	19	120S30	1		120	30				4.3
SW	20	115S29	1		115	29				4.2
SW	21	150S26	1		150	26				4.8















SW	22	150S25	1		150	25				4.64
SW	23	140S25	1		140	25				4.3
SW	24	140S25	1		140	25				4.3
SW	25	140S25	1		140	25				4.3
SW	26	140S25	1		140	25				4.3
SW	27	140S25	1		140	25				4.3
SW	28	140S25	1		140	25				4.6
SW	29	140S25	1		140	25				4.26
SW	30	138S25	1		138	25				4.39
SW	31	90S25	1		90	25				2.7
SW	32	90S25	1		90	25				2.74



SW	33	150S24	1		150	24				4.31
SW	34	140S24	1		140	24				4.3
SW	35	138S24	1		138	24				4
SW	36	140S23	1		140	23				4.18
SW	37	140S23	1		140	23				4
SW	38	90S23	1		90	23				2.7
SW	39	146S22	1		146	22				4.2
SW	40	100S22	1		100	22				2.86
SW	41	150S21	1		150	21				3.8
SW	42	140S20	1		140	20				3.4
SW	43	65S17	1		65	17				1.38



SW	44	140S16	1		140	16				2.9
SW	45	140S16	1		140	16				2.9
SW	46	140S15	1		140	15				2.57
SW	47	71S14	1		71	14				1.3
SW	48	292S13	1		292	13				4.8
SW	49	146S13	1		146	13				2.47
SW	50	95S12	1		95	12				1.75
SW	51	140S11	1		140	11				1.88
SW	52	103S11	1		103	11				1.47
SW	53	60S1130	1		60	11				0.41
SW	54	100S1040	1		100	10				1.3
SW	55	87S10	1		87	10				1.13



SW	56	62S10	1		62	10				0.85
SW	57	63S10	1		63	10				0.77
SW	58	63S10	1		63	10				0.77
SW	59	145S9	1		145	9				1.63

二、赛维纳斯木-室外空心地板系列

SW	60	500H70	1		500	70				10.73
SW	61	300H70	1		300	70				7.4
SW	62	160H60	1		160	60				4
SW	63	500H50	1		500	50				9.5
SW	64	140H50	1		140	50				3.69
SW	65	90H45	1		90	45				4.2



SW	66	148H43	1		148	43				4.2
SW	67	140H40	1		140	40				4.5
SW	68	140H40	1		140	40				4.2
SW	69	140H40	1		140	40				4.45
SW	70	127H38	1		127	38				2.92
SW	71	292H36	1		292	36				6
SW	72	200H36	1		200	36				4.2
SW	73	140H35	1		140	35				3.9
SW	74	142H35	1		142	35				2.83
SW	75	225HH33	1		225	33				4.4
SW	76	146H32	1		146	32				2.95














SW	77	146H32	1		146	32				3.2
SW	78	225H30	1		225	30				4.2
SW	79	177H30	1		177	30				4.85
SW	80	146H30	1		146	30				3.2
SW	81	120H30	1		120	30				2.4
SW	82	140H30	1		140	30				2.3
SW	83	135H27	1		135	27				2.7
SW	84	100H27	1		100	27				2
SW	85	249H25	1		249	25				4.57
SW	86	220H25	1		220	25				3.5
SW	87	150H25	1		150	25				2.54




SW	88	150H25	1		150	25				2.54
SW	89	150H25	1		150	25				2.7
SW	90	150H25	1		150	25				2.5
SW	91	150H25	1		150	25				2.73
SW	92	150H25	1		150	25				2.7
SW	93	150H25	1		150	25				2.7
SW	94	150H25	1		150	25				2.7
SW	95	150H25	1		150	25				2.7
SW	96	150H25	1		150	25				2.58
SW	97	147H25	1		147	25				3.59
SW	98	140H25	1		140	25				2.6








SW	99	140H25	1		140	25				3.2
SW	100	140H25	1		140	25				2.4
SW	101	140H25	1		140	25				2.3
SW	102	140H25	1		140	25				3.2
SW	103	140H25	1		140	25				2.4
SW	104	140H25	1		140	25				2.8
SW	105	140H25	1		140	25				2.7
SW	106	140H25	1		140	25				2.65
SW	107	135H25	1		135	25				2.4
SW	108	122H25	1		122	25				2.14
SW	109	120H25	1		120	25				2







SW	110	100H25	1		100	25				1.94
SW	111	100H25	1		100	25				1.94
SW	112	100H25	1		100	25				1.95
SW	113	295H24	1		295	24				6.2
SW	114	146H22	1		146	22				2.8
SW	115	145H22	1		145	22				2.65
SW	116	120H21	1		120	21				2.25
SW	117	100H20	1		100	20				1.7
SW	118	120H19	1		120	19				1.63
SW	119	142H16	1		142	16				1.7












三、赛维纳斯木-DIY地板系列

SW	120	400S400	2		400	400				
SW	121	300S300	2		300	300				2.5
SW	122	100S12	2		100	12				1.5
SW	123	71S12	2		71	12				1.2
SW	124	71S12	2		71	12				1

四、赛维纳斯木-廊架立柱扶手栏杆系列

SW	125	200H200	3		200	200				15
SW	126	150HS87	3		D=150	d=87				18.76
SW	127	150H150	3		150	150				12.5
SW	128	150H150	3		150	150				13














SW	129	120HS43	3		D=120	d=48				15
SW	130	120H120	3		120	120				10
SW	131	120H120	3		120	120				7.3
SW	132	120H120	3		120	120				10
SW	133	120H120	3		120	120				4.8
SW	134	120H120	3		120	120				10
SW	135	120H120	3		120	120				7.5
SW	136	130H130	3		130	130				5.24
SW	137	140H140	3		140	140				19.4
SW	138	174H134	3		174	134				10.5
SW	139	102H102	3		102	102				5



SW	140	300H100	3		300	100				10.1
SW	141	100S100	3		100	100				11.7
SW	142	100H100	3		100	100				9.78
SW	143	100H100	3		100	100				9.78
SW	144	100H100	3		100	100				6
SW	145	120H100	3		120	100				6.3
SW	146	140HS90	3		W=140 V=100	H=90 h=50				15.6
SW	147	90H90	3		90	90				4.4
SW	148	90H90	3		90	90				4.2
SW	149	90H90	3		90	90				4.8
SW	150	90H90	3		90	90				7.6















SW	151	90H90	3		90	90				7.8
SW	152	90S90	3		90	90				9.8
SW	153	90HS	3		D=90	d=59				8.2
SW	154	90H75	3		90	75				2.76
SW	155	200H80	3		200	80				5.6
SW	156	100H80	3		100	80				3.91
SW	157	140H75	3		140	75				7.9
SW	158	75H75	3		75	75				2.8
SW	159	70H70	3		70	70				4.2
SW	160	70HH70	3		70	70				2.5
SW	161	70S70	3		70	70				6.37












SW	162	68S68	3		68	68				5.5
SW	163	70HS	3		D=70	d=42				5.88
SW	164	62H62	3		62	62				1.3
SW	165	160H60	3		160	60				3.8
SW	166	150H60	3		150	60				4.08
SW	167	100S50	3		100	50				5.9
SW	168	100H50	3		100	50				3.54
SW	169	100HS50	3		W=100 V=55	H=50 h=25				7.7
SW	170	100H50	3		100	50				2.9
SW	171	50H50	3		50	50				1.34
SW	172	47H47	3		47	47				1.9







SW	173	178H43	3		178	43				2.8
SW	174	140HS40	3		W=140 V=116	H=40 h=16				9
SW	175	90H40	3		90	40				2.5
SW	176	90H40	3		90	40				2.06
SW	177	80S40	3		80	40				3.9
SW	178	80S40	3		80	40				3.65
SW	179	70S40	3		70	40				3.5
SW	180	50S40	3		50	40				2.4
SW	181	36S36	3		36	36				1.7
SW	182	67S34	3		67	34				2.8
SW	183	57H32	3		57	32				1.8
SW	184	57S32	3		57	32				2.2












SW	185	35H30	3		35	30				1.1
SW	186	40S30	3		40	30				1.5
SW	187	30S30	3		30	30				1.1
SW	188	60S30	3		60	30				
SW	189	60S29	3		60	29				0.9
SW	190	30S20	3		30	20				0.7
SW	191	90H20	3		90	20				0.9
SW	192	45H20	3		45	20				0.7
SW	193	35H20	3		35	20				0.48

五、赛维纳斯木-花箱系列


SW	194	130H25	4		130	25				2.6
SW	195	70S17	4		70	17				1.5

SW	196	300S13	4		300	13				5
SW	197	115S9	4		115	9				1.31










六、赛维纳斯木-龙骨系列

SW	198	90H60	5		90	60				2.75
SW	199	70H40	5		70	40				1.43
SW	200	60H40	5		60	40				1.65
SW	201	40S40	5		40	40				2
SW	202	30H40	5		30	40				1.1
SW	203	154H38.5	5		154	39				2.47
SW	204	139H38.5	5		139	39				4.07
SW	205	50H29.5	5		50	29.5				1.45
SW	206	40S25	5		40	25				1






SW	207	40H22	5		40	22				0.85
----	-----	-------	---	---	----	----	--	--	--	------

七、赛维纳斯木-挂板系列

SW	208	139H38	6		139	38				1.75
SW	209	317H36	6		317	36				8.2
SW	210	100H36	6		100	36				2.1
SW	211	324S21	6		324	21				3.4
SW	212	174S21	6		174	21				1.95
SW	213	116S21	6		116	21				1.6
SW	214	225S18	6		225	18				2.3
SW	215	165S8	6		165	8				2.1
SW	216	120S20	6		120	20				2.4






八、赛维纳斯木-盖帽、裙边系列

SW	217	PC140X140	7		140	140				
SW	218	PC120X120	7		120	120				
SW	219	PS100X100	7		100	100				





九、赛维纳斯木-椅子、长凳面板系列

SW	220	92S68	8		92	68				7.5
SW	221	92S42	8		92	42				4.05
SW	222	90S40	8		90	40				4.39
SW	223	90S40	8		90	40				4.29
SW	224	85S40	8		85	40				4.2
SW	225	80S40	8		80	40				3.94
SW	226	65S35	8		65	35				2.9



SW	227	75S32	8		75	32				4.2
SW	228	80S30	8		80	30				3
SW	229	60S25	8		60	25				1.91
SW	230	98S22	8		98	22				2.3
SW	231	72S22	8		72	22				2.2

十、赛维纳斯木-工字梁系列

SW	232	97H741	9		97	74				2.5
SW	233	95S60-21	9		95	60				3.85
SW	234	98*55-31	9		98	55				2.7
SW	235	100*50-41	9		100	50				3.4